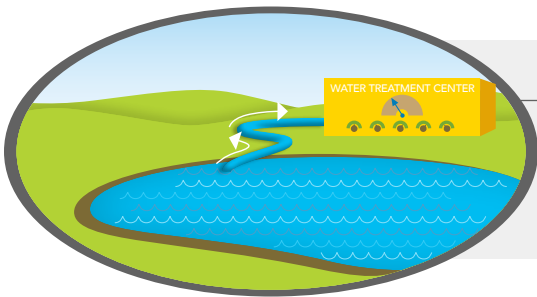


# Closing ash ponds safely and permanently

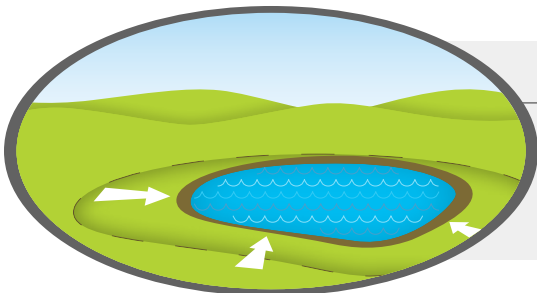
Numerous advanced engineering technologies go above and beyond closing in place.

## THE CLOSURE PROCESS




### Remove water

Advanced treatment ensures the water meets environmental standards before being removed.




### Excavate and reduce

Material is carefully excavated and moved farther away from rivers and waterways, creating protective buffers while reducing the size of each pond.



### Additional protection

Using advanced engineering, additional protections, such as redundant dike systems and other structures, are being constructed for increased, robust flood protection.



### Permanent closure and ongoing monitoring

Finally, a specially engineered barrier is constructed over the material to keep it safely in place. Ongoing monitoring ensures water quality around the closed site is protected.