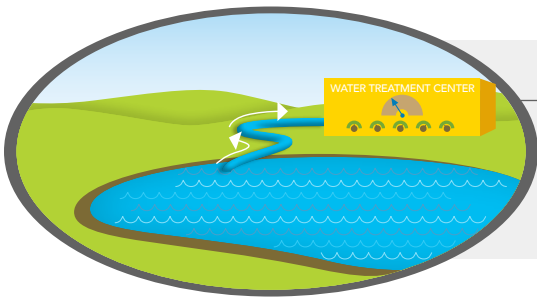


# Closing ash ponds safely and permanently

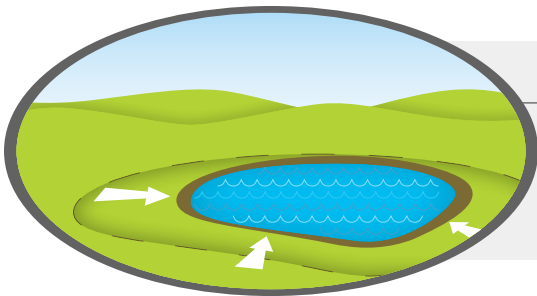
Numerous advanced engineering technologies go above and beyond closing in place.

## THE CLOSURE PROCESS




### Remove water

Advanced treatment ensures the water meets environmental standards before being removed.




### Excavate and reduce

Material is carefully excavated and moved farther away from rivers and waterways, creating protective buffers while reducing the size of each pond.



### Additional protection

Using advanced engineering, additional protections, such as redundant dike systems and other structures, are being constructed for increased, robust flood protection.



### Permanent closure and ongoing monitoring

Finally, a specially engineered barrier is constructed over the material to keep it safely in place. Ongoing monitoring ensures water quality around the closed site is protected.

# Plant Miller

## Closing ash ponds safely and permanently

---

- ▶ The company is **treating and removing all water** from the pond.
- ▶ Material will be excavate and moved farther away from waterways, which creates a **buffer up to 450 yards** from the river – a distance longer than four football fields.
- ▶ The facility's size will be reduced **by approximately 125 acres, or by more than a third.**
- ▶ Alabama Power is applying advanced engineering to construct a **reinforced dike system** to provide additional structural integrity.
- ▶ A specially engineered drainage and collection system will be installed for additional **long-term protection.**
- ▶ The company is installing a **specially engineered barrier** over the material to keep it safely in place.
- ▶ **Storm water systems** will be added to manage rainwater runoff.
- ▶ Alabama Power will **monitor groundwater** around the facility for at least 30 years to ensure ongoing protection of water quality.